

PHOTOMETRICS REPORT

COLORADO *SOLO* BATTEN




Table of Contents

1. Testing Process	1
2. Photometric Reports	2
Standard Optics – Full Power	2
Report Summary	2
Overall Measurement	2
Beam Details	3
Polar Diagrams	4
Wall Wash Filter – Full Power	5
Report Summary	5
Overall Measurement	5
Beam Details	6
Polar Diagrams	7
3. Contact Us	8

Testing Process

Total Illuminance Measurements

Illuminance is measured using the Viso Systems LabSpion[®], which takes multiple measurements across a light beam to calculate the total delivered lumens, beam, and field of a product. These values can be described as the empirical output of the product as it projects from the lens or lenses. All photometric data contained in this report are obtained from the actual illuminance of the tested Chauvet light source and are never theoretical values derived from calculations.

Testing Lab Equipment and Process

The Chauvet headquarters in Sunrise, Florida has a climate- and light-controlled photometric testing laboratory where Chauvet products are analyzed and photometric data are measured using the Viso Systems LabSpion[®] light measurement solution.

This system includes a spectrometer sensor, which measures the precise light and color output of the fixture, and a two-axis goniometer, which rotates the product to allow for multi-angle and multi-directional measurement. The Viso Light Inspector software then collects and summarizes the data. From the data gathered, the software can also measure the beam and field angles, accurate color temperature, color quality, and illuminance at multiple distances. The custom-built, Chauvet-specific template presents this information in the photometric and chromaticity reports that follow.

IES (Illuminating Engineering Society) files, an industry-standard file format, are also generated from each test for easy distribution of photometric data.

Several light meters are also used for specific products or to recheck for precision. Accuracy is verified using one or more of the devices listed below:

- Sekonic SpectroMaster C-700-U
- EXTECH HD450 Datalogging Heavy Duty Light Meter
- Asensetek Essence Lighting Passport

To ensure accurate measurements in every photometric or chromaticity test, Chauvet routinely calibrates the LabSpion[®] system every six months as recommended by Viso Systems.

Photometric Report

COLORado Solo Batten: Standard Optics, Full Power

Report Summary

Output

Total Lumens: 11889 lm
Peak Intensity: 88440 cd
Illuminance @ 5m: 3533 lux
Fixture Efficacy: 35 lm/W

Optical

Horizontal Beam Angle (50%): 18.7°
Vertical Beam Angle (50%): 18.2°
Horizontal Field Angle (10%): 33°
Vertical Field Angle (10%): 32°
Horizontal Cutoff Angle (3%): 43.9°
Vertical Cutoff Angle (3%): 41.8°



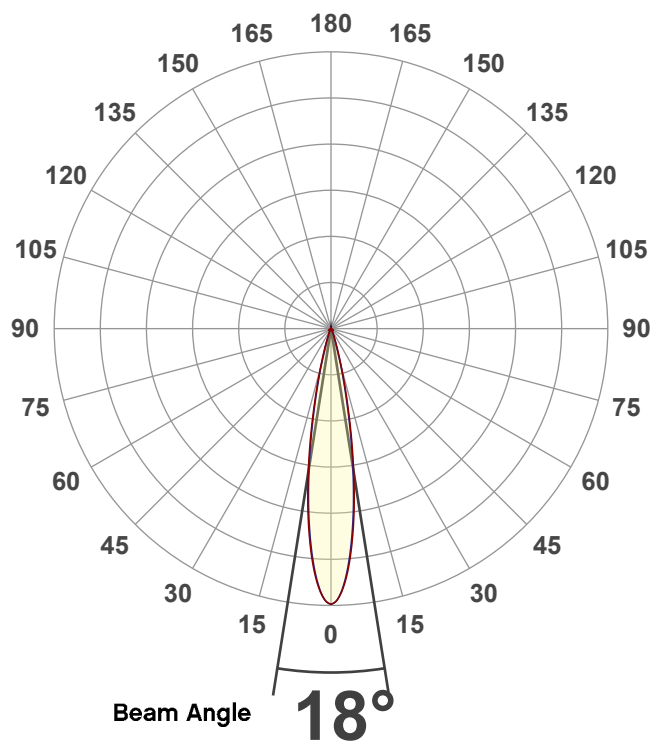
Conditions

AC Supply: 118 V, 0 Hz
Power: 350.36 W
Current: 2.91 A
Power Factor: 0.98

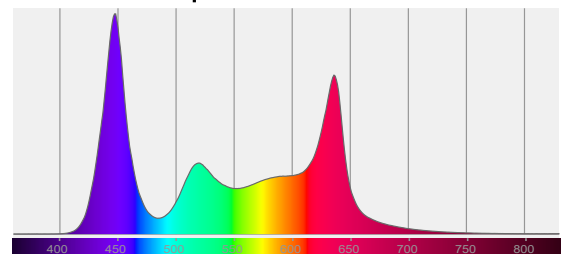
This data sheet conforms to American National Standard E1.9 – 2007 (R2017). All data was measured and calculated by a Viso Systems LabSpion Goniometer at the Chauvet PD Optics Laboratory in Sunrise, FL on 9/25/2019 to LM-63-2002 Standards.

Overall Measurement

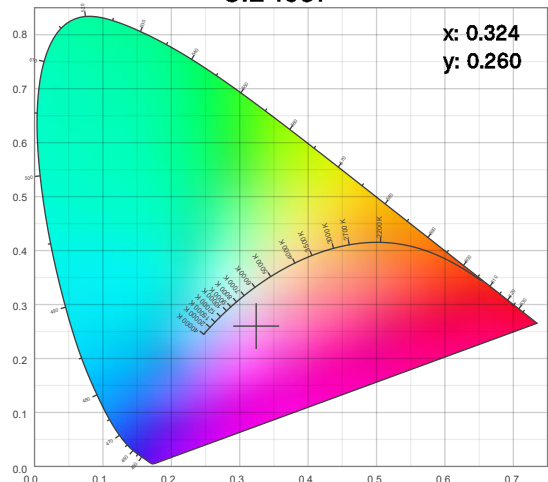
Angular Beam Distribution



Spectral Distribution



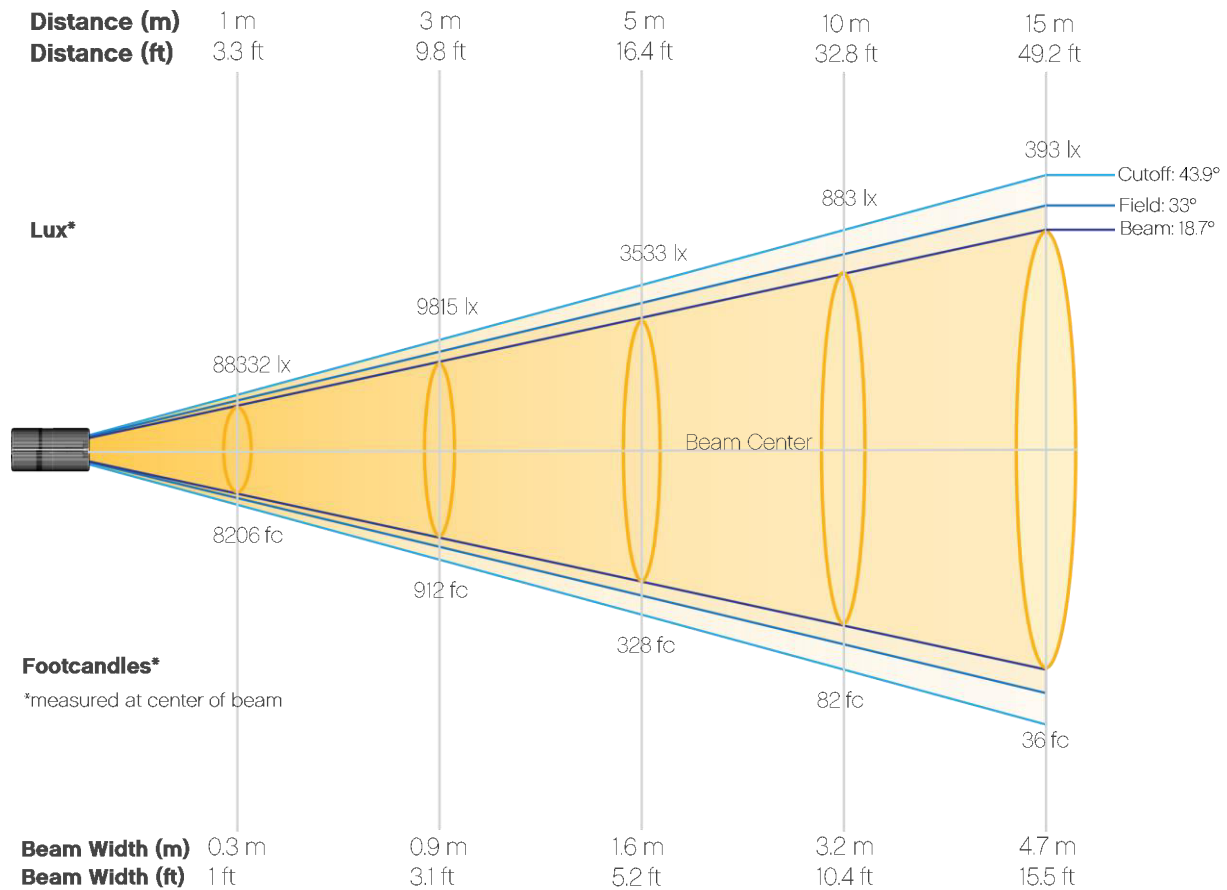
CIE 1931



Photometric Report

COLORado Solo Batten: Standard Optics, Full Power

Beam Details

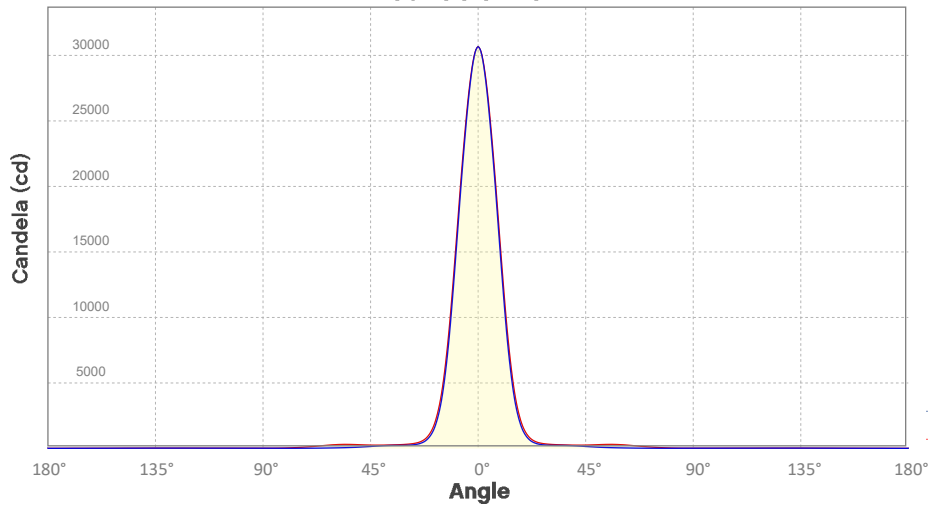


Beam Illuminances from 1-20m (3.3-65.6ft)

Distance	1m	2m	3m	4m	5m	6m	7m	8m	9m	10m
Lux	88332	22083	9815	5521	3533	2454	1803	1380	1091	883
Distance	11m	12m	13m	14m	15m	16m	17m	18m	19m	20m
Lux	730	613	523	451	393	345	306	273	245	221
Distance	3.3ft	6.6ft	9.8ft	13.1ft	16.4ft	19.7ft	23ft	26.2ft	29.5ft	32.8ft
FC	8206	2052	912	513	328	228	167	128	101	82
Distance	36.1ft	39.4ft	42.7ft	45.9ft	49.2ft	52.5ft	55.8ft	59.1ft	62.3ft	65.6ft
FC	68	57	49	42	36	32	28	25	23	21

Photometric Report

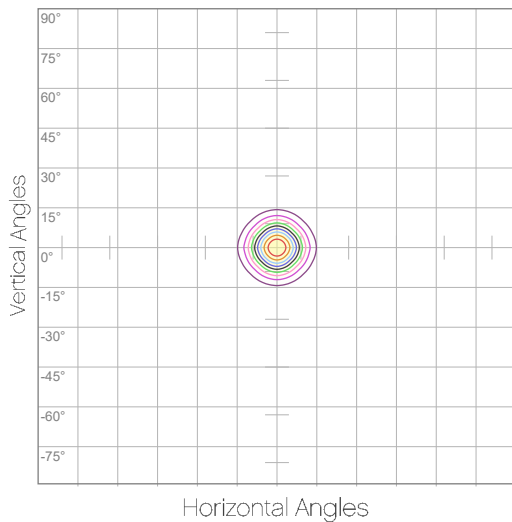
COLORado Solo Batten: Standard Optics, Full Power
Candela Plot



Beam Angle (50%): 18°
Field Angle (10%): 31.9°
Cutoff Angle (3%): 42.3°

— Horizontal Distribution
— Vertical Distribution

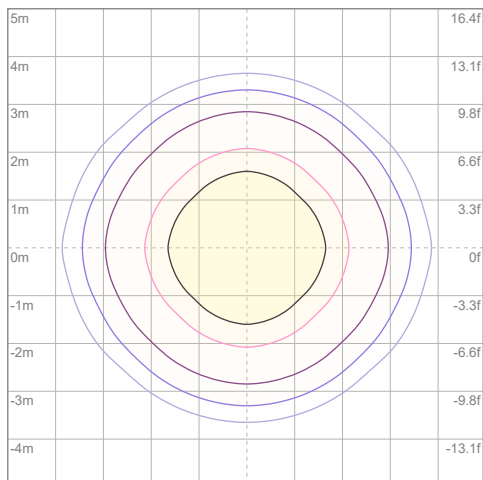
Polar Diagrams



iso-candela Diagram

10%	8833 cd
20%	17666 cd
30%	26500 cd
40%	35333 cd
50%	44166 cd
60%	52999 cd
70%	61832 cd
80%	70665 cd
90%	79499 cd

Conditions:
Number of c-planes: 8
Candela at center: 88332 cd



iso-illuminance Diagram

3%	26.5 lx
5%	44.2 lx
10%	88.3 lx
30%	265 lx
50%	442 lx

Conditions:
Number of c-planes: 8
Lux at center: 883 lx

Lux distribution on a surface when lamp is mounted at 10 meters from the surface.

Mounting height: 10 meters / 33 feet

Photometric Report

COLORado Solo Batten: Wall Wash Filter, Full Power

Report Summary

Output

Total Lumens: 10520 lm
Peak Intensity: 27741 cd
Illuminance @ 5m: 1109 lux
Fixture Efficacy: 30 lm/W

Optical

Horizontal Beam Angle (50%): 42°
Vertical Beam Angle (50%): 17.6°
Horizontal Field Angle (10%): 83.7°
Vertical Field Angle (10%): 35.2°
Horizontal Cutoff Angle (3%): 167.3°
Vertical Cutoff Angle (3%): 77.6°



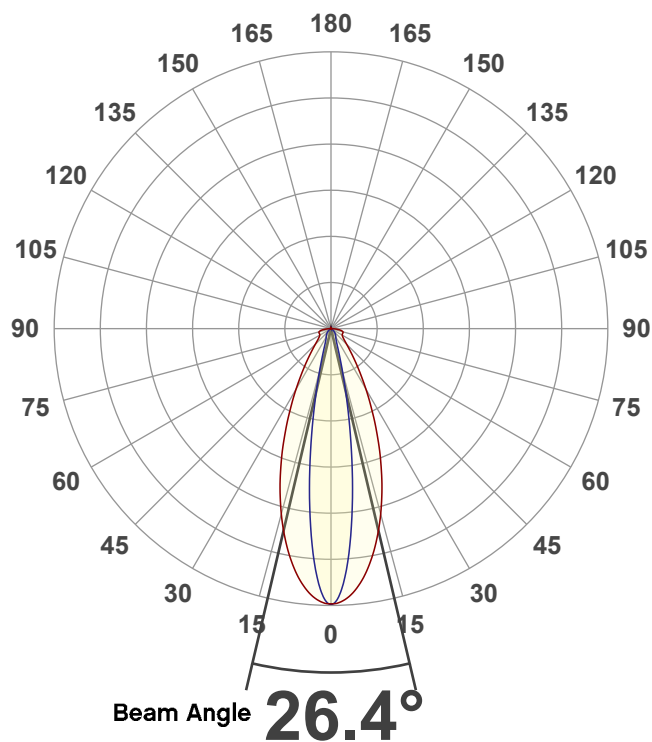
Conditions

AC Supply: 118 V, 0 Hz
Power: 355.44 W
Current: 2.95 A
Power Factor: 0.98

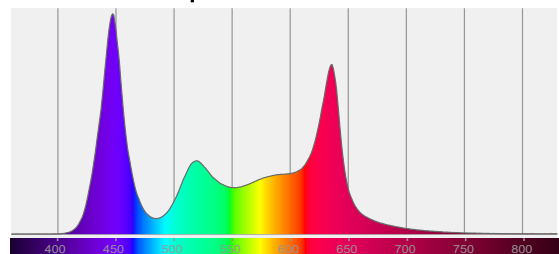
This data sheet conforms to American National Standard E1.9 – 2007 (R2017). All data was measured and calculated by a Viso Systems LabSpion Goniometer at the Chauvet PD Optics Laboratory in Sunrise, FL on 9/25/2019 to LM-63-2002 Standards.

Overall Measurement

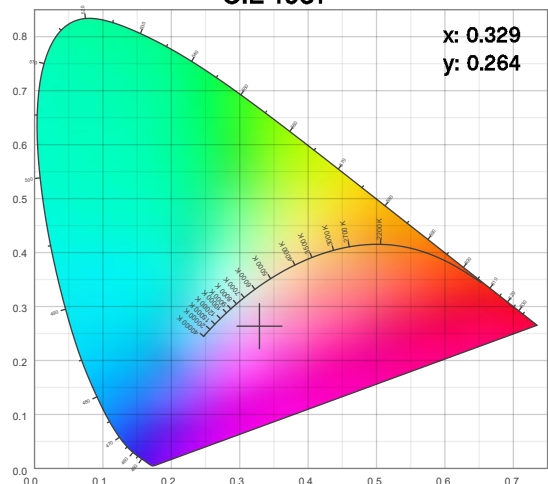
Angular Beam Distribution



Spectral Distribution



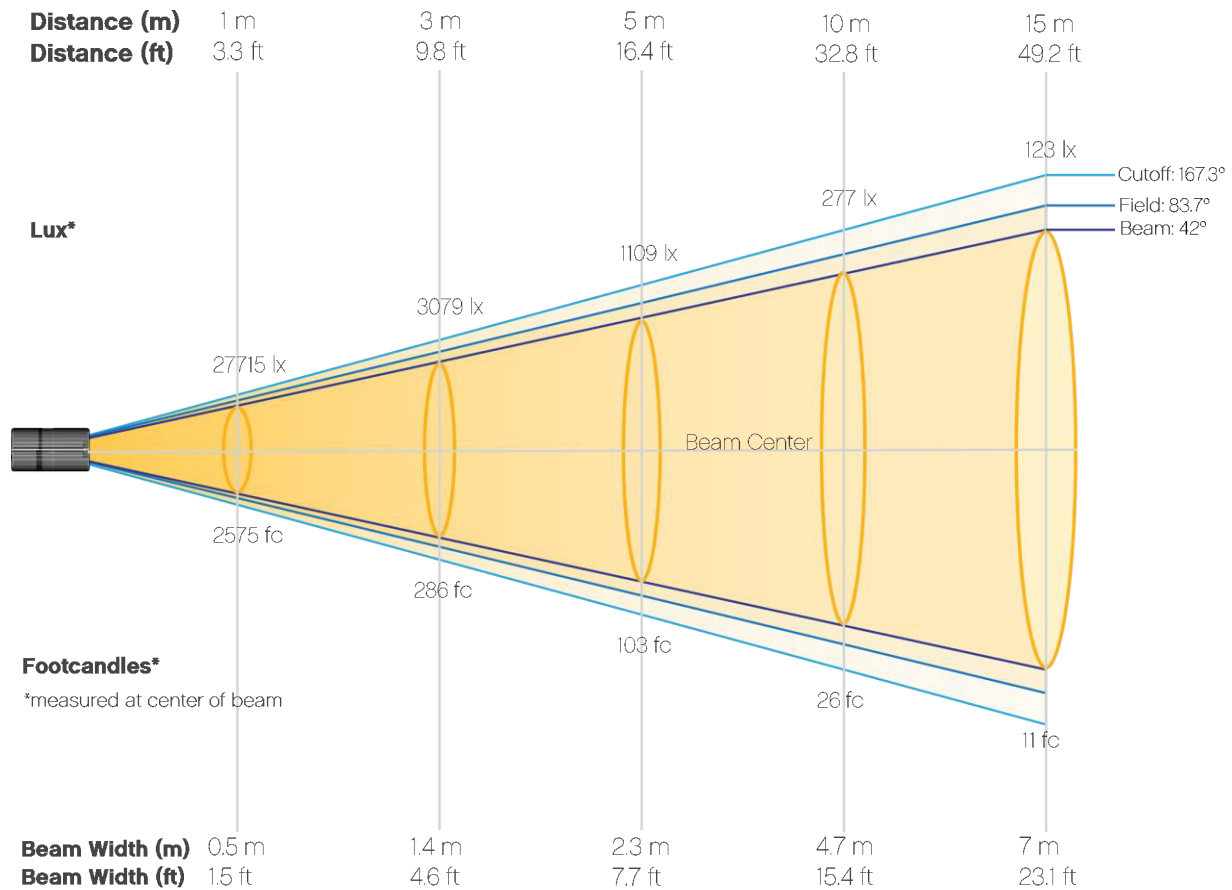
CIE 1931



Photometric Report

COLORado Solo Batten: Wall Wash Filter, Full Power

Beam Details



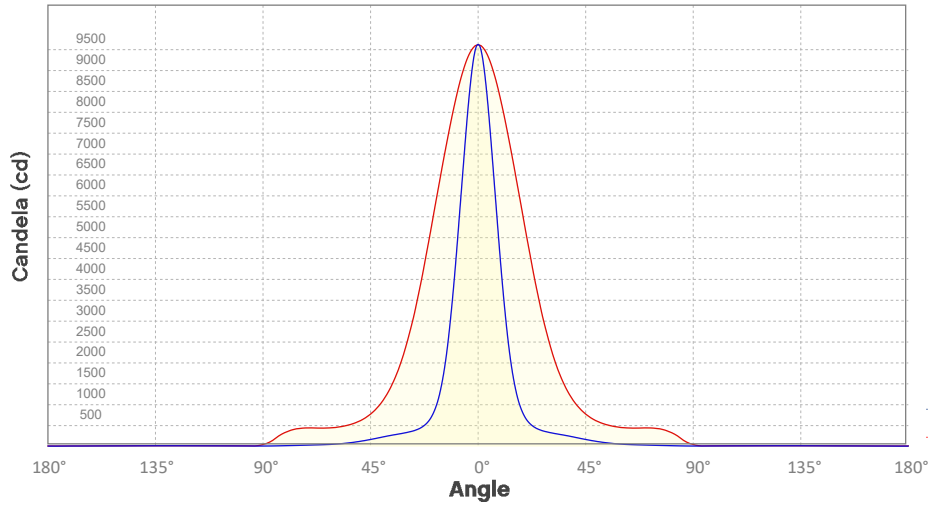
Beam Illuminances from 1-20m (3.3-65.6ft)

Distance	1m	2m	3m	4m	5m	6m	7m	8m	9m	10m
Lux	27715	6929	3079	1732	1109	770	566	433	342	277
Distance	11m	12m	13m	14m	15m	16m	17m	18m	19m	20m
Lux	229	192	164	141	123	108	96	86	77	69
Distance	3.3ft	6.6ft	9.8ft	13.1ft	16.4ft	19.7ft	23ft	26.2ft	29.5ft	32.8ft
FC	2575	644	286	161	103	72	53	40	32	26
Distance	36.1ft	39.4ft	42.7ft	45.9ft	49.2ft	52.5ft	55.8ft	59.1ft	62.3ft	65.6ft
FC	21	18	15	13	11	10	9	8	7	6

Photometric Report

COLORado Solo Batten: Wall Wash Filter, Full Power

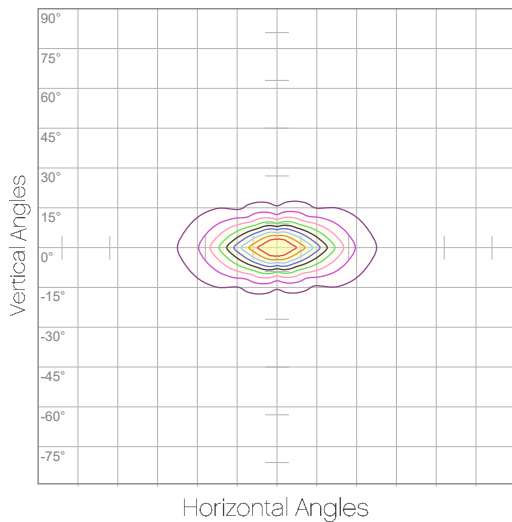
Candela Plot



Beam Angle (50%): 26.4°
 Field Angle (10%): 52.8°
 Cutoff Angle (3%): 100.6°

— Horizontal Distribution
 — Vertical Distribution

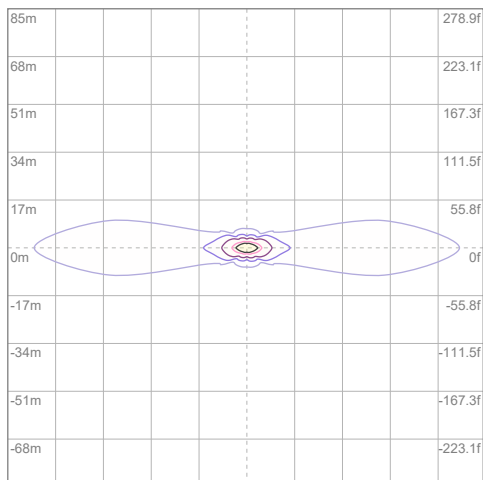
Polar Diagrams



iso-candela Diagram

10%	2772 cd
20%	5543 cd
30%	8315 cd
40%	11086 cd
50%	13858 cd
60%	16629 cd
70%	19401 cd
80%	22172 cd
90%	24944 cd

Conditions:
 Number of c-planes: 8
 Candela at center: 27715 cd



iso-illuminance Diagram

3%	8.31 lx
5%	13.9 lx
10%	27.7 lx
30%	83.1 lx
50%	139 lx

Conditions:
 Number of c-planes: 8
 Lux at center: 277 lx

Lux distribution on a surface when lamp is mounted at 10 meters from the surface.

Mounting height: 10 meters / 33 feet

Contact Us

General Information	Technical Support
Chauvet World Headquarters	
5200 NW 108 th Ave. Sunrise, FL 33351 Voice: (954) 577-4455 Fax: (954) 929-5560 Toll Free: (800) 762-1084	Voice: (844) 393-7575 Fax: (954) 756-8015 Email: chauvetcs@chauvetlighting.com Website: www.chauvetprofessional.com
Chauvet Europe Ltd	
Unit 1C Brookhill Road Industrial Estate Pinxton, Nottingham, UK NG16 6NT Voice: +44 (0) 1773 511115 Fax: +44 (0) 1773 511110	Email: UKtech@chauvetlighting.eu Website: www.chauvetprofessional.eu
Chauvet Europe BVBA	
Stokstraat 18 9770 Kruishoutem, Belgium Voice: +32 (9) 388 93 97	Email: BNLtech@chauvetlighting.eu Website: www.chauvetprofessional.eu
Chauvet France	
3, Rue Ampère 91380 Chilly-Mazarin, France Voice: +33 1 78 85 33 59	Email: FRtech@chauvetlighting.fr Website: www.chauvetprofessional.eu
Chauvet Germany	
Bruno-Bürgel-Str. 11 28759 Bremen, Germany Voice: +49 421 62 60 20	Email: DEtech@chauvetlighting.de Website: www.chauvetprofessional.eu
Chauvet Mexico	
Av. de las Partidas 34 - 3B (Entrance by Calle 2) Zona Industrial Lerma Lerma, Edo. de México, CP 52000 Voice: +52 (728) 690-2010	Email: servicio@chauvetlighting.de Website: www.chauvetprofessional.eu

Visit the applicable website above to verify our contact information and instructions to request support. Outside the U.S., U.K., Ireland, Benelux, France, Germany, or Mexico, contact the dealer of the record.